



Catalog Number	
Project	Type

## FEATURES & SPECIFICATIONS

**APPLICATION** — The SPL Series was designed specifically for sports lighting applications. It is ideal for baseball, football, soccer fields and as a general sports light for track and field stadiums.

**CONSTRUCTION** — The ballast box and lamp housing are constructed of die cast aluminum, with a stamped aluminum cover and gasket. A flat tempered glass lens, gasket, and clamp band are provided for weather tight protection. ETL listed for wet locations.

**FINISH** — A Super Durable Polyester powder coat finish is electrostatically applied in our state of the art paint facility. Standard colors available: Black, Bronze, US Green, White. Custom colors available upon request.

**OPTICAL SYSTEM** — Made with a spun anodized pinged aluminum reflector. Reflectors are available in standard IES light distribution Type 2, Type 3, Type 4, Type 5 and Type 6 patterns.

**ELECTRICAL SYSTEM** — Available in 400W thru 1500W standard metal halide, 1000W pulse-start metal halide, and 1000W high pressure sodium. Comes standard with a 4KV pulse rated mogul base socket. Each 60HZ CWA multi-tap or 480V ballast is pre-wired and installed for convenience.

# SPL

## Sports Lighting Fixture



SERIES	BOX LENGTH & WIDTH & HEIGHT	REFLECTOR DIAMETER	EPA (ft <sup>2</sup> )
<b>SPL</b>	13" x 5" x 8.5"	22-23" (Varies based on Nema type)	2.0

**MOUNTING** — A thru-bolt is provided for mounting directly onto an angle iron crossarm. Additional mounting options are available for various tenon mount, wall mount, and wood pole mount adaptors.

## ORDERING INFORMATION

Choose the bold face options for the appropriate luminaire configuration for your application and enter on the line above each fixture attribute. Accessories may be factory installed, depending on the particular accessory chosen, but still be ordered as a separate line item.

EXAMPLE:

**SPL 5 1000M MT BZ**

SPL	REFLECTOR	WATTAGE/SOURCE	VOLTAGE	FINISH
<b>SERIES</b>	<b>2</b> = NEMA 2 <b>3</b> = NEMA 3 <b>4</b> = NEMA 4 <b>5</b> = NEMA 5 <b>6</b> = NEMA 6	<b>400M</b> = 400W Metal Halide <b>1000M</b> = 1000W Metal Halide <b>1000PS</b> = 1000W PS Metal Halide <b>1500M</b> = 1500W Metal Halide	<b>MT</b> = Multi-Tap <sup>1</sup> <b>480V</b> = 480V	<b>BZ</b> = Bronze <b>BK</b> = Black <b>GR</b> = US Green <b>WH</b> = White <b>GRY</b> = Industrial Gray

## ACCESSORIES (Order as separate line items)

- SP50PT** Tenon Adaptor for 2-3/8" OD Tenon
- SP50YOKE** Yoke Mount Bracket
- SP50WM** Wall Mount Bracket
- SP50WPB** Wood Pole Mounting Bracket
- SP50WMT<sup>3</sup>** Wall Mount Bracket with Tenon
- SP50WPBT<sup>3</sup>** Wood Pole Mounting Bracket with Tenon
- S144** Visor Shield for NEMA 4, 5 and 6
- S167** Visor Shield for NEMA 2
- S168** Visor Shield for NEMA 3
- SP50CGS** Internal Glare Shield for NEMA 4, 5 and 6
- SP50CGS23** Internal Glare Shield for NEMA 3
- SP50HCGS** Internal Half Glare Shield for NEMA 4, 5 and 6

## NOTES

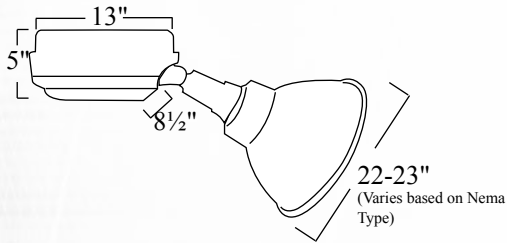
- 1= Multi-Tap Ballast is 120V, 208V, 240V, & 277V.
- 2= Custom RAL color matching is available. Contact your sales representative for additional info.
- 3= Requires SP50PT Tenon Adaptor for use.



# SPL Sports Lighting Fixture

## AVAILABLE FIXTURE DIMENSIONS

Dimensions shown are for fixture bodies only. Mounting options must be ordered separately.




## SHEILDS



**144**  
Visor Shield for Nema 4, 5, & 6

**167**  
Visor Shield for Nema 2

**168**  
Visor Shield for Nema 3



**SP50CGS**  
Internal Glare Shield for Nema 4, 5, 6

**SP50CGS**  
Internal Glare Shield for Nema 3



**SP50HCGS**  
Internal Glare Half Shield for Nema 4, 5, 6

## ACCESSORIES

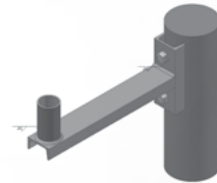


**SP50YOKE**  
Sportslighter Yoke Mount



**SP50WM**  
Sportslighter Wall Mount

**SP50WMT**  
Sportslighter Wall Mount (with Tenon)



**SP50WPB**  
Sportslighter Pole Mount

**SP50WPBT**  
Sportslighter Pole Mount (with Tenon)



**SP50PT**  
2-3/8" OD Tenon Top Fitter



**WWPM**  
Wood Pole Mount Bracket

**WARNING:** Maintenance performed including the replacement of LED bricks while power is still supplied to the luminaire may result in system failures and will void the warranty.



**TECHLIGHT**  
INNOVATION IN ILLUMINATION

2707 SATSUMA | DR. DALLAS, TX 75229 | PH: 800.225.0727 | FX: 214.350.0591 | [www.techlight.com](http://www.techlight.com)

\*\*All dimensions and specifications are subject to change without notice.\*\*

REV: 20190619-01